



**Department  
of Labor**

# **Labor Market Information Primary and Secondary Education in New York State**

**TeachNY Roundtable  
Albany, New York**

# Existing Employment

# Primary Data Sources



Two federal-state programs are the principal sources for industry and occupational employment information.

- Quarterly Census of Employment and Wages (QCEW)
- Occupational Employment Statistics (OES)

# Quarterly Census of Employment and Wages (QCEW)

- Employment information by place of work, based on quarterly reports from employers covered under New York State's Unemployment Insurance Law.
- Data by industry (using the North American Industry Classification System -- NAICS) includes employment, total annual and average weekly wages and the number of establishments.

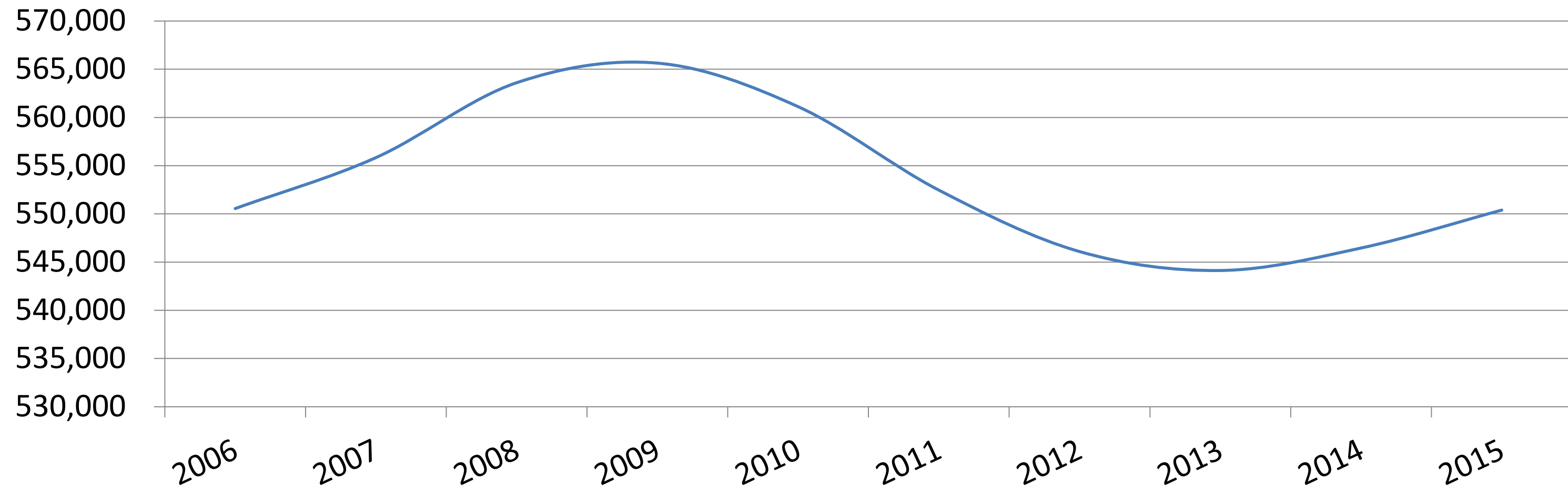
# Quarterly Census of Employment and Wages (QCEW)

- Data is available for New York State, metropolitan areas, and counties.
- State law prohibits disclosing information that would reveal the identity of individual employers.
- Data is available about six months following the end of the reported quarter.

# Industry Employment: Primary - Secondary Education

NAICS 6111 (All Occupations)

2006 to 2015 Annual Average



# Occupational Employment Statistics (OES)

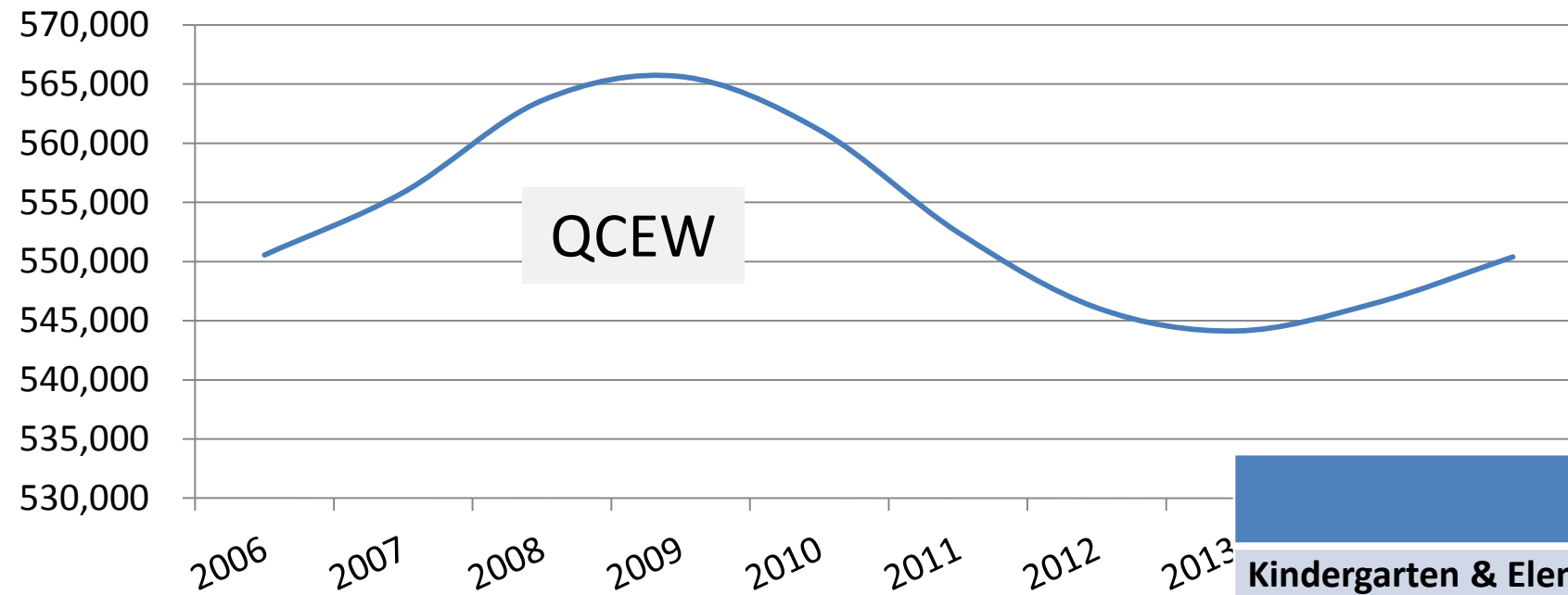
- Employment and wage data by occupation
- Based on survey information from approximately 52,000 establishments in New York State.
- Data collected continuously. Estimates derived from the most recent three years worth of data.

Occupational Title	Employment	Mean Wage	Median Wage
<b>Kindergarten &amp; Elementary School Teachers</b>			
Kindergarten Teachers, Except Special Education	9,640	\$69,180	\$60,990
Elementary School Teachers, Except Special Education	82,270	\$73,990	\$69,530
<b>Middle School Teachers</b>			
Middle School Teachers, Except Special Ed and Career/Technical	40,990	\$78,240	\$75,130
Career/Technical Education Teachers, Middle School	2,320	\$71,630	\$63,650
<b>High School Teachers</b>			
Secondary School Teachers, Except Special Ed and Career/Technical	64,200	\$80,880	\$77,740
Career/Technical Education Teachers, Secondary School	4,200	\$71,980	\$67,870
<b>Special Education Teachers</b>			
Special Education Teachers, Kindergarten and Elementary School	20,320	\$72,070	\$67,670
Special Education Teachers, Middle School	9,990	\$79,420	\$75,640
Special Education Teachers, Secondary School	15,900	\$80,170	\$76,930



# Trends and Projections

## Industry Employment: Primary - Secondary Education



Occupational Title	Employment
<b>Kindergarten &amp; Elementary School Teachers</b>	
Kindergarten Teachers, Except Special Education	9,640
Elementary School Teachers, Except Special Education	82,270
<b>Middle School Teachers</b>	
Middle School Teachers, Except Special Ed and Career/Technical	40,990
Career/Technical Education Teachers - Middle School	2,320
<b>High School Teachers</b>	
Secondary School Teachers, Except Special Ed and Career/Technical	64,200
Career/Technical Education Teachers, Secondary School	4,200
<b>Special Education Teachers</b>	
Special Education Teachers, Kindergarten and Elementary School	20,320
Special Education Teachers, Middle School	9,990
Special Education Teachers, Secondary School	15,900

# Employment Projections

- **Expected Growth and Replacement Needs**
  - *Growth represents the number of new jobs expected to be created in order to meet demand.*
  - *Replacement refers to the number of openings created by people leaving the occupation, either because of retirement or career change.*

# Employment Projections

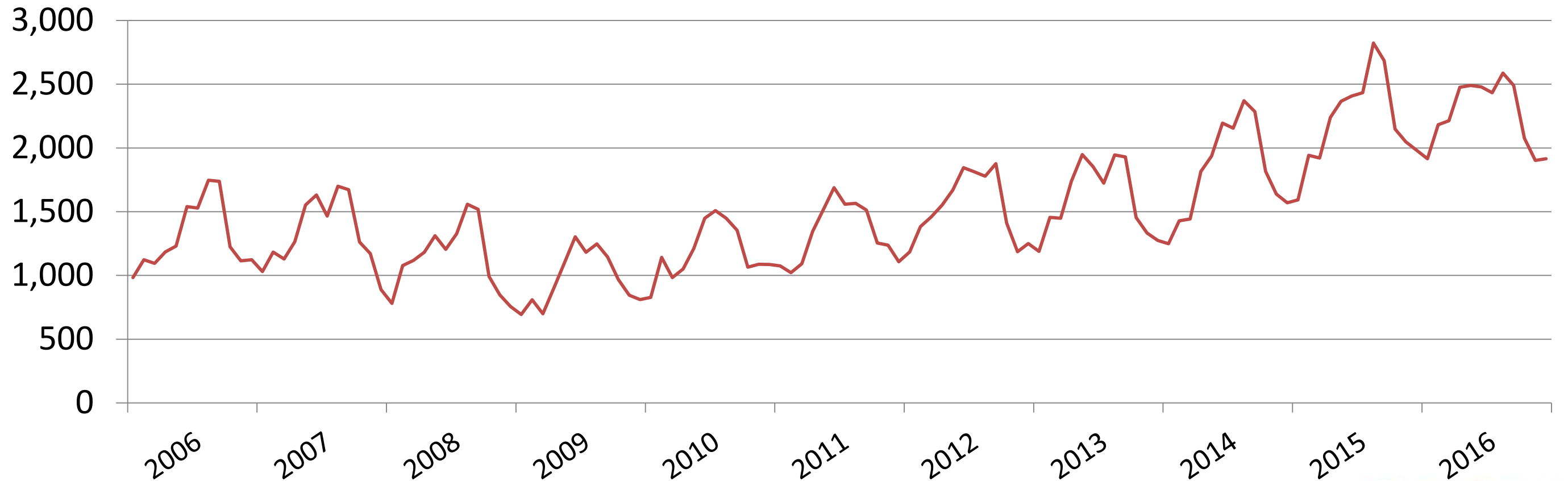
- **Long Term Occupational Projections**
  - These 10-year forecasts help inform education and career decisions, and assist educators and training providers in planning for future needs.
  - Data currently cover 2014-2024; data are updated every two years.

## Average Annual Openings

Title	Total	Growth	Replacement
Kindergarten & Elementary School Teachers			
Kindergarten Teachers, Except Special Education	230	30	200
Elementary School Teachers, Except Special Education	1,860	250	1,610
Middle School Teachers			
Middle School Teachers, Except Special Ed and Career/Technical	990	130	860
Career/Technical Education Teachers, Middle School	50	10	40
High School Teachers			
Secondary School Teachers, Except Special Ed and Career/Technical	1,810	230	1,580
Career/Technical Education Teachers, Secondary School	100	0	100
Special Education Teachers			
Special Education Teachers, Kindergarten and Elementary School	570	160	410
Special Education Teachers, Middle School	260	40	220
Special Education Teachers, Secondary School	420	70	350

# The Conference Board's Help Wanted OnLine (HWOL)

Monthly Volume of Online Job Ads  
Selected Educator Job Titles  
New York State, 2006-2016



# HWOL Job ads for 2016, by Selected Occupations

15

	Jan-16	Apr-16	Jul-16	Oct-16
Kindergarten & Elementary School Teachers				
Kindergarten Teachers, Except Special Education	27	41	46	39
Elementary School Teachers, Except Special Education	458	567	539	502
Middle School Teachers				
Middle School Teachers, Except Special Ed and Career/Technical	377	523	546	398
Career/Technical Education Teachers, Middle School	3	5	10	6
High School Teachers				
Secondary School Teachers, Except Special Ed and Career/Technical	523	738	692	557
Career/Technical Education Teachers, Secondary School	18	23	33	29
Special Education Teachers				
Special Education Teachers, Kindergarten and Elementary School	266	284	267	240
Special Education Teachers, Middle School	88	131	124	116
Special Education Teachers, Secondary School	155	164	177	189

# Demographics



# Selected Teacher Demographics

## Age Distribution

New York State

Age Groups	Up to 24	25-34	35-44	45-54	55-64	65 Plus
Share of Teacher Employment	4%	27%	25%	23%	18%	3%

Source: 2015 American Community Survey (ACS) One-Year Estimates

# Selected Teacher Demographics

## Gender Distribution New York State

Gender	Male	Female
Share of Teacher Employment	25%	75%

Source: 2015 American Community Survey (ACS) One-Year Estimates

# Selected Teacher Demographics

## Racial/Ethnic Makeup

New York State

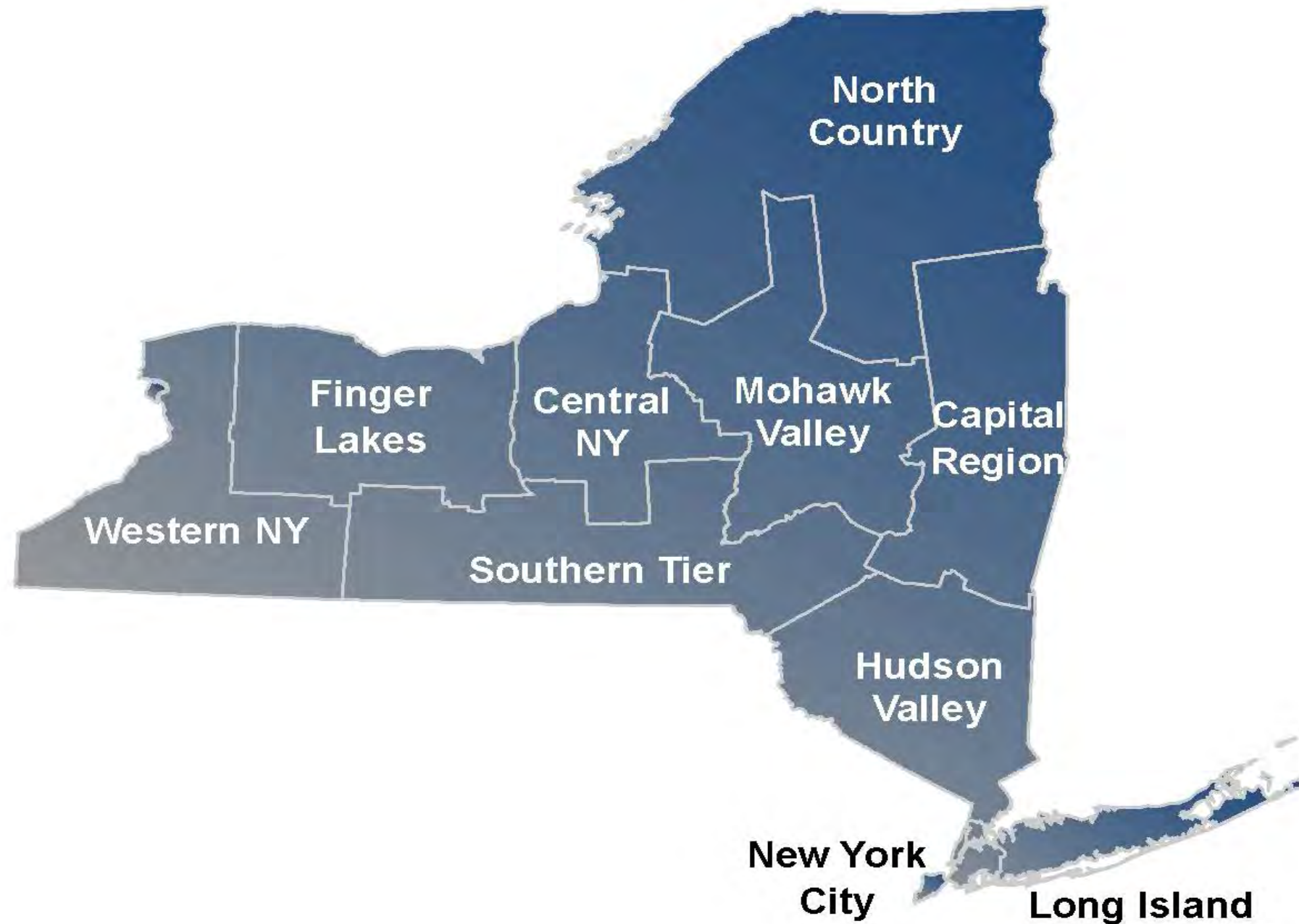
Race/Ethnicity	White (not Hispanic or Latino)	Black or African American (not Hispanic or Latino)	Other Race* (not Hispanic or Latino)	Hispanic or Latino
Share of Teacher Employment	77%	9%	5%	9%

\*Other race includes Asian, Native Hawaiian/Pacific Islander, American Indian and Alaska Native, some other race, or two or more races.

Source: 2015 American Community Survey (ACS) One-Year Estimates

# Regional Data

## New York State's 10 Labor Market Regions



## Selected Teacher Demographics Regional Age Distribution By Share of Teacher Employment in the Region

	Age Groups					
	Up to 24	25-34	35-44	45-54	55-64	65 and over
<b>Capital Region</b>	N/A	20%	24%	23%	31%	N/A
<b>Central NY</b>	N/A	22%	24%	27%	22%	N/A
<b>Finger Lakes</b>	N/A	25%	25%	26%	14%	N/A
<b>Hudson Valley</b>	N/A	23%	25%	25%	19%	N/A
<b>Long Island</b>	4%	22%	31%	27%	13%	3%
<b>Mohawk Valley</b>	N/A	23%	21%	27%	15%	N/A
<b>New York City</b>	5%	34%	22%	17%	18%	4%
<b>North Country</b>	N/A	17%	29%	31%	16%	N/A
<b>Southern Tier</b>	N/A	25%	23%	24%	23%	N/A
<b>Western NY</b>	N/A	22%	29%	24%	17%	N/A

SOURCE: 2015 American Community Survey (ACS) ONE-YEAR ESTIMATES,

N/A cells have coefficient of variations greater than 35% and are not releasable.

# Capital Region

Occupational Title	Employment	Mean Wage	Median Wage
Kindergarten Teachers, Except Special Education	510	\$62,380	\$61,710
Elementary School Teachers, Except Special Education	4,280	\$63,630	\$61,240
Middle School Teachers, Except Special Ed and Career/Technical	1,870	\$67,700	\$66,560
Career/Technical Education Teachers, Middle School	150	\$62,300	\$62,480
Secondary School Teachers, Except Special Ed and Career/Technical	4,020	\$65,260	\$63,250
Career/Technical Education Teachers, Secondary School	390	\$63,500	\$61,460
Special Education Teachers, Kindergarten and Elementary School	910	\$66,910	\$64,800
Special Education Teachers, Middle School	400	\$69,040	\$67,960
Special Education Teachers, Secondary School	830	\$69,100	\$68,470

# Central New York

Occupational Title	Employment	Mean Wage	Median Wage
Kindergarten Teachers, Except Special Education	230	\$60,810	\$60,820
Elementary School Teachers, Except Special Education	3,550	\$65,020	\$63,210
Middle School Teachers, Except Special Ed and Career/Technical	2,050	\$68,010	\$64,020
Career/Technical Education Teachers, Middle School	150	\$62,100	\$59,530
Secondary School Teachers, Except Special Ed and Career/Technical	2,580	\$71,260	\$67,800
Career/Technical Education Teachers, Secondary School	130	\$66,000	\$63,770
Special Education Teachers, Kindergarten and Elementary School	760	\$62,450	\$61,020
Special Education Teachers, Middle School	410	\$69,390	\$64,590
Special Education Teachers, Secondary School	540	\$70,400	\$65,250



# Finger Lakes

Occupational Title	Employment	Mean Wage	Median Wage
Kindergarten Teachers, Except Special Education	560	\$56,870	\$56,270
Elementary School Teachers, Except Special Education	5,140	\$59,980	\$57,710
Middle School Teachers, Except Special Ed and Career/Technical	2,600	\$59,440	\$57,530
Career/Technical Education Teachers, Middle School	140	\$59,780	\$56,930
Secondary School Teachers, Except Special Ed and Career/Technical	6,420	\$59,680	\$58,080
Career/Technical Education Teachers, Secondary School	430	\$65,030	\$61,420
Special Education Teachers, Kindergarten and Elementary School	1,340	\$62,780	\$60,480
Special Education Teachers, Middle School	710	\$57,210	\$55,060
Special Education Teachers, Secondary School	1,490	\$62,050	\$59,440

# Hudson Valley

Occupational Title	Employment	Mean Wage	Median Wage
Kindergarten Teachers, Except Special Education	1,920	\$84,730	\$86,800
Elementary School Teachers, Except Special Education	13,370	\$89,260	\$90,360
Middle School Teachers, Except Special Ed and Career/Technical	9,110	\$94,110	\$94,180
Career/Technical Education Teachers, Middle School	390	\$93,030	\$88,250
Secondary School Teachers, Except Special Ed and Career/Technical	12,560	\$97,900	\$97,420
Career/Technical Education Teachers, Secondary School	570	\$85,720	\$83,750
Special Education Teachers, Kindergarten and Elementary School	3,850	\$87,530	\$86,480
Special Education Teachers, Middle School	1,800	\$93,520	\$92,650
Special Education Teachers, Secondary School	3,350	\$92,440	\$92,710

# Long Island

Occupational Title	Employment	Mean Wage	Median Wage
Kindergarten Teachers, Except Special Education	1,470	\$102,610	\$109,750
Elementary School Teachers, Except Special Education	12,340	\$99,220	\$107,020
Middle School Teachers, Except Special Ed and Career/Technical	7,060	\$102,290	\$105,720
Career/Technical Education Teachers, Middle School	410	\$98,710	\$104,370
Secondary School Teachers, Except Special Ed and Career/Technical	12,020	\$103,430	\$106,720
Career/Technical Education Teachers, Secondary School	650	\$94,280	\$98,200
Special Education Teachers, Kindergarten and Elementary School	3,290	\$88,410	\$92,130
Special Education Teachers, Middle School	1,790	\$101,310	\$102,940
Special Education Teachers, Secondary School	2,940	\$101,050	\$104,540

# Mohawk Valley

Occupational Title	Employment	Mean Wage	Median Wage
Kindergarten Teachers, Except Special Education	240	\$63,620	\$60,210
Elementary School Teachers, Except Special Education	2,320	\$59,980	\$56,620
Middle School Teachers, Except Special Ed and Career/Technical	1,100	\$64,510	\$61,000
Career/Technical Education Teachers, Middle School	70	\$66,580	\$65,700
Secondary School Teachers, Except Special Ed and Career/Technical	2,050	\$60,680	\$59,630
Career/Technical Education Teachers, Secondary School	220	\$59,990	\$59,270
Special Education Teachers, Kindergarten and Elementary School	430	\$59,290	\$57,470
Special Education Teachers, Middle School	250	\$64,860	\$61,380
Special Education Teachers, Secondary School	430	\$61,890	\$60,410

# New York City

Occupational Title	Employment	Mean Wage	Median Wage
Kindergarten Teachers, Except Special Education	3,290	\$52,270	\$52,510
Elementary School Teachers, Except Special Education	30,500	\$67,700	\$64,330
Middle School Teachers, Except Special Ed and Career/Technical	12,410	\$68,780	\$67,450
Career/Technical Education Teachers, Middle School	N/A*	N/A*	N/A*
Secondary School Teachers, Except Special Ed and Career/Technical	15,340	\$77,410	\$76,550
Career/Technical Education Teachers, Secondary School	390	\$88,240	\$90,200
Special Education Teachers, Kindergarten and Elementary School	N/A*	\$64,610	\$61,870
Special Education Teachers, Middle School	3,550	\$74,220	\$71,100
Special Education Teachers, Secondary School	4,410	\$76,630	\$74,240

# North Country

Occupational Title	Employment	Mean Wage	Median Wage
Kindergarten Teachers, Except Special Education	220	\$56,820	\$56,670
Elementary School Teachers, Except Special Education	1,480	\$56,680	\$56,830
Middle School Teachers, Except Special Ed and Career/Technical	680	\$60,100	\$59,300
Career/Technical Education Teachers, Middle School	50	\$66,990	\$63,390
Secondary School Teachers, Except Special Ed and Career/Technical	1,490	\$57,940	\$58,070
Career/Technical Education Teachers, Secondary School	580	\$54,990	\$54,150
Special Education Teachers, Kindergarten and Elementary School	320	\$58,410	\$56,240
Special Education Teachers, Middle School	140	\$59,080	\$58,130
Special Education Teachers, Secondary School	300	\$61,470	\$59,720

# Southern Tier

Occupational Title	Employment	Mean Wage	Median Wage
Kindergarten Teachers, Except Special Education	440	\$63,630	\$60,070
Elementary School Teachers, Except Special Education	3,140	\$58,220	\$57,050
Middle School Teachers, Except Special Ed and Career/Technical	1,290	\$60,320	\$58,840
Career/Technical Education Teachers, Middle School	100	\$58,690	\$59,310
Secondary School Teachers, Except Special Ed and Career/Technical	2,200	\$62,260	\$60,040
Career/Technical Education Teachers, Secondary School	210	\$62,160	\$61,540
Special Education Teachers, Kindergarten and Elementary School	870	\$58,810	\$56,920
Special Education Teachers, Middle School	280	\$61,150	\$59,230
Special Education Teachers, Secondary School	430	\$63,160	\$60,820

# Western New York

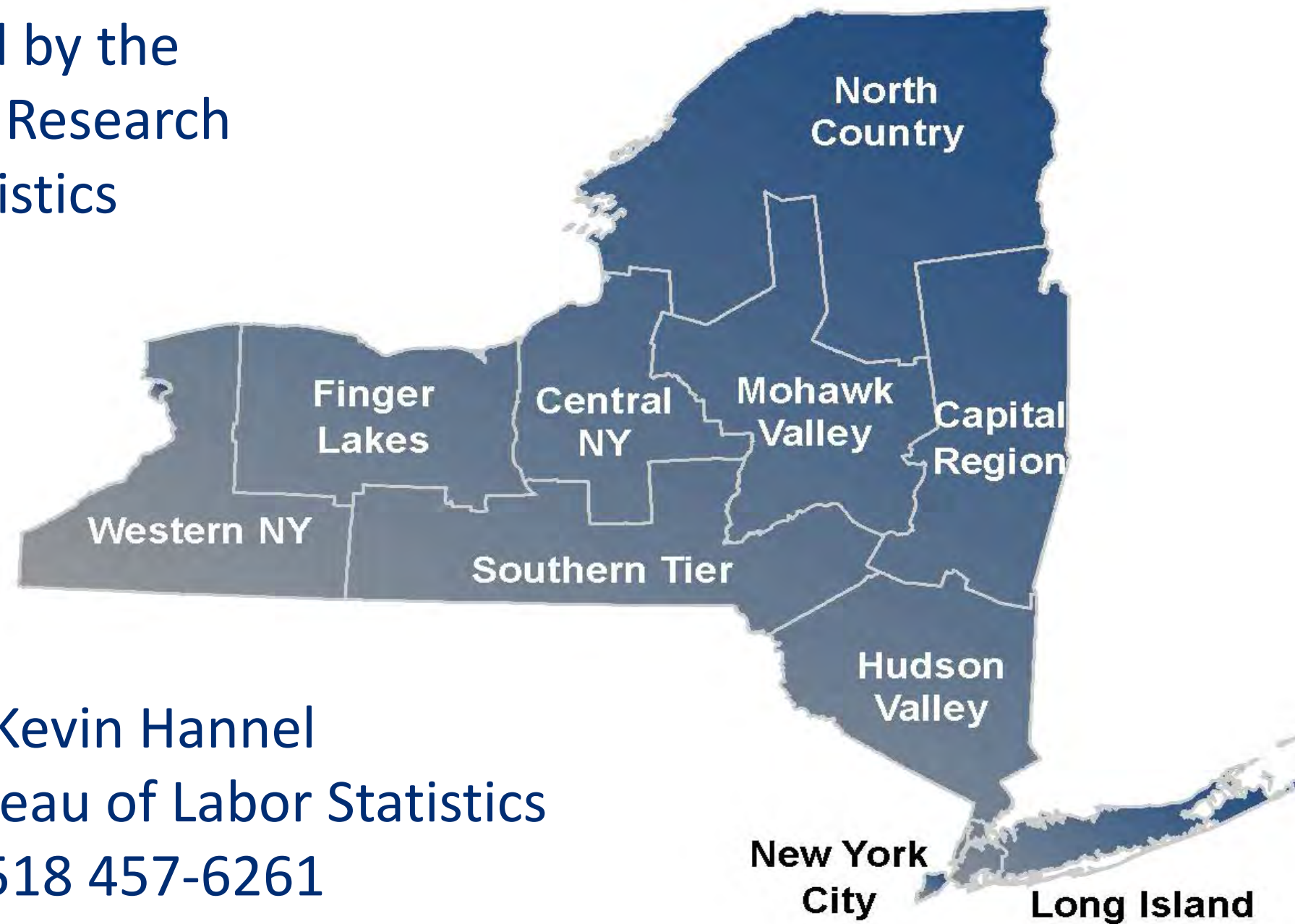
Occupational Title	Employment	Mean Wage	Median Wage
Kindergarten Teachers, Except Special Education	770	\$63,350	\$60,980
Elementary School Teachers, Except Special Education	6,170	\$62,990	\$61,290
Middle School Teachers, Except Special Ed and Career/Technical	2,830	\$58,230	\$58,060
Career/Technical Education Teachers, Middle School	250	\$61,580	\$60,890
Secondary School Teachers, Except Special Ed and Career/Technical	5,510	\$64,270	\$61,410
Career/Technical Education Teachers, Secondary School	630	\$61,010	\$59,710
Special Education Teachers, Kindergarten and Elementary School	1,360	\$61,960	\$57,590
Special Education Teachers, Middle School	660	\$63,570	\$61,770
Special Education Teachers, Secondary School	1,180	\$59,310	\$57,080



# Additional Labor Market Information

- <https://labor.ny.gov/stats/index.shtm>
- Or contact your local Labor Market Analyst
  - <https://labor.ny.gov/stats/lslma.shtm>

Prepared by the  
Division of Research  
& Statistics



Kevin Hannel  
Chief, Bureau of Labor Statistics  
518 457-6261